

# St. Louis Encephalitis Virus 2015 Outbreak Report

St. Louis encephalitis virus (SLEV) is a rare mosquito-borne disease in Maricopa County. The Maricopa County Department of Public Health (MCDPH) Office of Epidemiology collaborates with the Maricopa County Department of Environmental Services (MCDES) Office of Vector Control to identify and monitor areas of SLEV activity. In 2015, Maricopa County experienced its largest SLEV outbreak in history during a concurrent WNV outbreak. This report describes 2015 trends in SLEV human infections.

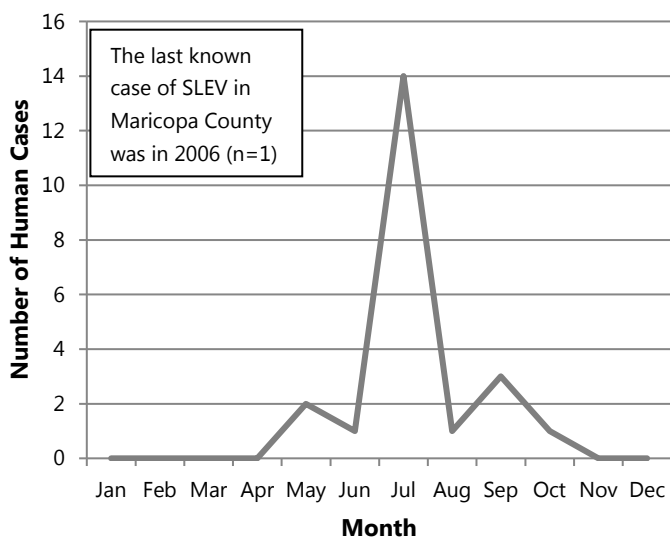
Please visit <http://www.maricopa.gov/1608/Mosquito-Related-Diseases> for more information about mosquito-related diseases.

## Characteristics of Human SLEV Infections: Maricopa County, 2015

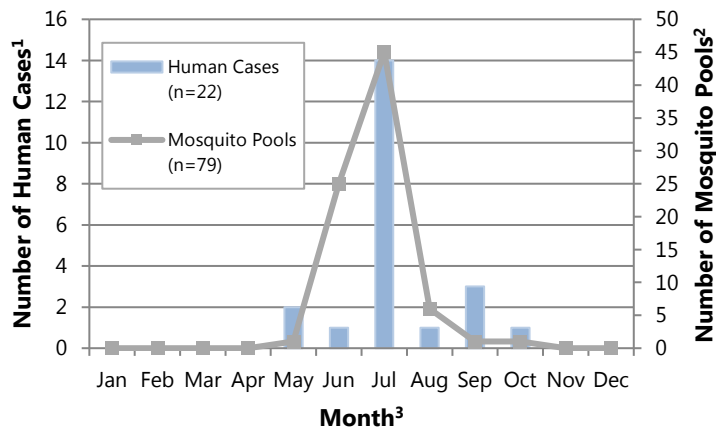
Year Total*	Non-neuroinvasive†	Neuroinvasive†	Hospitalized	Deaths	Demographics		
					Gender M/F	Median Age (Range)	Race/Ethnicity
22	2 Fever	12 Encephalitis 7 Meningitis	18 Neuroinvasive 0 Non-neuroinvasive	2	15/7	64 (23-84)	14 White, Non-Hispanic 1 Hispanic or Latino 3 Black, Non-Hispanic 1 Other, Non-Hispanic 3 Unknown

\*Viremic donors who do not become symptomatic (1) and cases of unspecified flavivirus are not included in year total  
†Manifestation of disease was not known for 1 case

**Human Cases of SLEV in Maricopa County by Month of Onset, 2015 (n=22)**

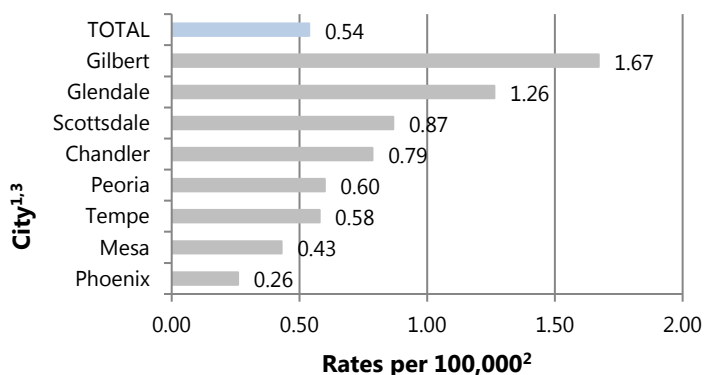


**SLEV Cases in Humans and SLEV Positive Mosquito Pools in Maricopa County by Month, 2015**



<sup>1</sup> A human case is an individual infected with SLEV and with a clinically compatible illness  
<sup>2</sup> Mosquito pools are a collection of mosquitoes collected by MCDES from a county trap and tested positive for SLEV  
<sup>3</sup> Human data are based on date of symptom onset, mosquito data are based on date of mosquito collection

**Rates of Human SLEV Cases in Maricopa County By City, 2015**



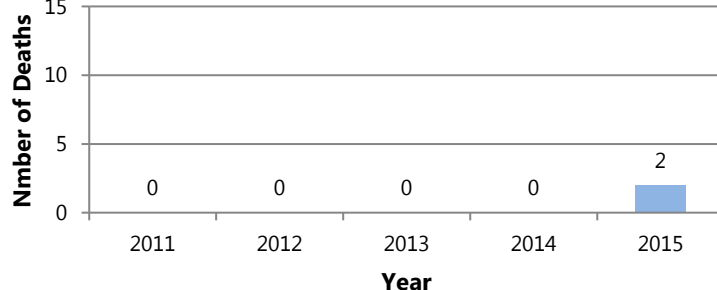
<sup>1</sup> Population statistics for each city were obtained from United States Census Bureau 2014 Population Estimates

<sup>2</sup> Rate per 100,000 population = (N/population) \* 100,000

<sup>3</sup> Rates for cities with ≥ 100,000 populations shown

\* Total includes cities displayed in figure, as well as other cities and unincorporated areas with populations <100,000

**SLEV Deaths in Maricopa County, 2011-2015**



**SLEV Mortality Description 2015**

Confirmed Deaths	Clinical Presentation	Median Age (Range)	Gender M/F	Race/Ethnicity
2	2 Encephalitis	70 (67-73)	2/0	2 White, Non-Hispanic or Latino

There was no statistically significant difference in age in survivors versus deaths